

The Grow Smart Survey

Summary Prepared on 01/11/10

This report summarizes 832 of 832 total responses.

Summary for the results with the following restrictions:

Response Filters

Invitation Type: all

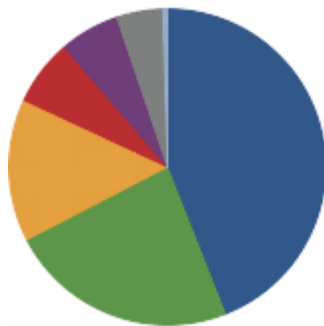
Status: all

Alerts:

Email Contains:

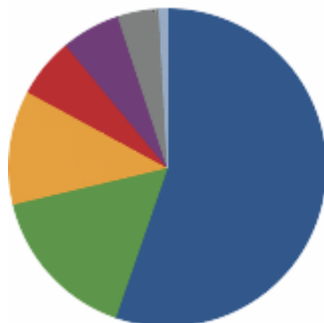
About Your Region

1. What county do you live in?



44.0%	Duval (356)
23.3%	St. Johns (189)
14.5%	Clay (118)
6.7%	Flagler (55)
6.0%	Putnam (49)
4.6%	Nassau (38)
0.4%	Baker (4)

2. What county do you work in?



55.3%	Duval (409)
15.9%	St. Johns (118)
11.6%	Clay (86)
6.0%	Flagler (45)
5.9%	Putnam (44)
4.1%	Nassau (31)
0.8%	Baker (6)

3. How would you describe the quality of life in the Northeast Florida Region when you started living or working here?



51.2%	Good (410)
30.0%	Excellent (240)
16.5%	Fair (132)
2.2%	Poor (18)

4. How would you describe the quality of life in the Northeast Florida Region now?



54.6%	Good (437)
23.2%	Fair (186)
15.7%	Excellent (126)
6.3%	Poor (51)

5. List the three most positive changes in the Northeast Florida Region you have noticed in the last ten years. You may browse freeform responses online or download the CSV.

[View Answers](#)

6. List the three changes in the Northeast Florida Region over the last ten years that concern you the most. You may browse freeform responses online or download the CSV.

[View Answers](#)

7. List the three most important challenges facing the Northeast Florida Region now. You may browse freeform responses online or download the CSV.

[View Answers](#)

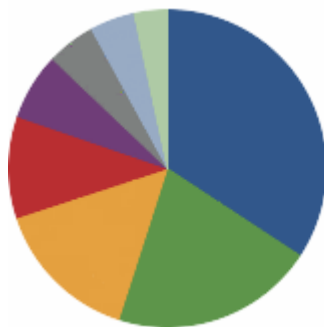
8. What have you seen in other communities that you would like to see in Northeast Florida? You may browse freeform responses online or download the CSV.

[View Answers](#)

End of Survey Page 2

About Business

9. Do you (check all that apply)



34.2%	Work for an employer (443)
20.7%	Volunteer (268)
14.9%	Own a business (194)
10.3%	Work from home (134)
6.8%	Not work (88)
4.9%	Want to expand your business (64)
4.5%	Want to open a new business (59)
3.4%	Seek employment (44)

10. I would like to see more, or less, of the listed business uses in Northeast Florida. (If you are happy with current levels, do not respond in that specific category.)

	More	Less
Warehousing	63.7 %	36.2 %
Manufacturing	84.1 %	15.8 %
Port/Maritime	86.3 %	13.6 %
Aviation	85.3 %	14.6 %
Military	71.8 %	28.1 %
Trucking/Rail	76.7 %	23.2 %
Hotels/Tourism	81.5 %	18.4 %
Business Offices	79.0 %	20.9 %
Stores	69.1 %	30.8 %
Theater/Amusements	89.5 %	10.4 %
Restaurants	84.5 %	15.4 %
Medical Facilities	92.3 %	7.6 %
Other (please describe in area below)	86.3 %	13.6 %

You may browse comments online or download the CSV.

[View Comments](#)

Other:

11. I believe that businesses and homes should:



65.6% [Be located close to each other to reduce commute times \(461\)](#)

18.6% [View "Other" Answers](#) ["Other" Answers](#)

15.6% [Be located far apart to avoid conflicts \(110\)](#)

12. I believe that the first business priority for the Northeast Florida Region should be:



31.0% [More high-paying jobs \(226\)](#)

24.4% [A business-friendly atmosphere \(178\)](#)

20.0% [Retaining current job levels \(146\)](#)

12.7% [More jobs near housing \(93\)](#)

11.6% [View "Other" Answers](#) ["Other" Answers](#)

13. Use this space to provide any additional comments you may have about business in the Northeast Florida Region.

You may browse freeform responses online or download the CSV.

[View Answers](#)

End of Survey Page 3

About Transportation

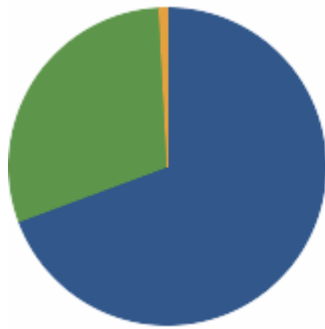
14. If you work outside the home, how long is your average commute to work? If you do not work outside the home, skip this question and the next question.





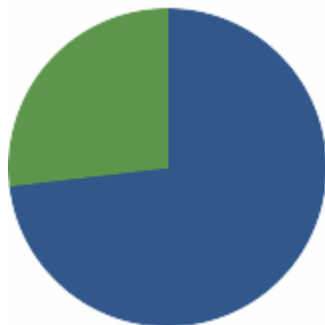
29.1%	10 -20 minutes (165)
25.4%	21-30 minutes (144)
19.9%	< 10 minutes (113)
12.1%	31-40 minutes (69)
7.5%	41-50 minutes (43)
3.1%	51-60 minutes (18)
2.4%	> One hour (14)

15. Is your average commute time:



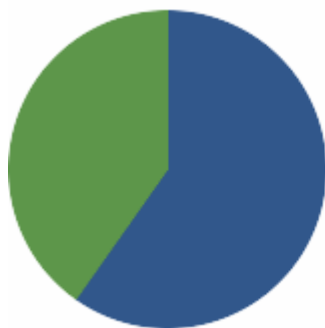
69.3%	Just about right (400)
29.8%	Too long (172)
0.8%	Too short (5)

16. Is bus transit available to your home or your job?



73.1%	No (504)
26.8%	Yes (185)

17. If you answered 'No' to the question above, would you take the bus service was available?



59.7%	No (312)
40.2%	Yes (210)

18. Would you use rail service if it were available close to your home or office?



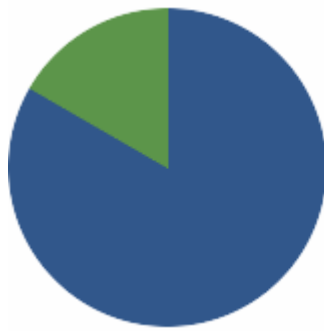


66.5% [Yes \(446\)](#)
 33.4% [No \(224\)](#)

19. What modes of surface transportation do you use, and how frequently? (If you do not use a particular mode of transportation, please skip that category.)

	1-5 times a week	> 5 times a week
Car	26.5 %	73.4 %
Bus	70.2 %	29.7 %
Bicycle	81.7 %	18.2 %
Walk	75.2 %	24.7 %

20. If you walk or bicycle, do you do so mainly to reach a destination or for recreation?



83.3% [Recreation \(454\)](#)
 16.6% [Destination \(91\)](#)

21. Use this space to provide any additional comments you may have about transportation in the Northeast Florida Region.

You may browse freeform responses online or download the CSV.

[View Answers](#)

End of Survey Page 4

About Development

22. I believe that the Northeast Florida Region should:



51.1% [Manage project growth \(377\)](#)
 21.4% [Limit the rate of growth \(158\)](#)
 19.2% [Stimulate growth \(142\)](#)
 8.1% [View "Other" Answers](#) ["Other" Answers](#)

23. I believe that the first priority regarding development in the Northeast Florida Region should be to:



- 32.0% [Preserve the environment \(235\)](#)
- 31.9% [Improve the economy \(234\)](#)
- 26.0% [Address growth \(191\)](#)
- 9.9% [View "Other" Answers](#) ["Other" Answers](#)

24. I believe that the portion of my tax dollars that supports infrastructure and services in the Northeast Florida Region should be used to:



- 28.6% [Maintain existing infrastructure \(211\)](#)
- 15.8% [Build or fund transit \(117\)](#)
- 13.1% [Build or fund schools \(97\)](#)
- 12.8% [View "Other" Answers](#) ["Other" Answers](#)
- 12.0% [Build new roads \(89\)](#)
- 8.5% [Build or fund police or fire stations and public safety \(63\)](#)
- 5.0% [Build or fund parks \(37\)](#)
- 1.4% [Build sewers \(11\)](#)
- 1.3% [Improve drainage \(10\)](#)
- 0.9% [Build or fund libraries \(7\)](#)

25. How should the cost of new infrastructure needed to accommodate new development be funded?



- 49.0% [Shared with new development \(358\)](#)
- 35.6% [Paid for entirely by new development \(260\)](#)
- 7.8% [Existing tax base \(57\)](#)
- 7.5% [View "Other" Answers](#) ["Other" Answers](#)

26. Use this space to provide any additional comments you may have about development in the Northeast Florida Region.

You may browse freeform responses online or download the CSV.

[View Answers](#)

End of Survey Page 5

About The Environment

27. Check all the statements that you agree with regarding undeveloped land in Northeast Florida.

Undeveloped land includes woods, fields, wetlands and land that is used for agriculture. It does not include vacant land that has been cleared or that used to contain a building, park playfields or active recreation areas.

- 31.4% [Preservation of undeveloped land is important to the future of Northeast Florida \(589\)](#)
- 28.9% [The undeveloped land in Northeast Florida is](#)



28. Check all the statements that you agree with regarding water bodies in Northeast Florida. Water bodies include the St. Johns and all other rivers, tributaries, lakes and streams. It also includes manmade lakes, large retention ponds and canals.

- [an asset because undeveloped land enhances our quality of life \(543\)](#)
- 18.2% [I use undeveloped land in the region for access to trails, fishing or hunting \(343\)](#)
- 10.8% [The undeveloped land in Northeast Florida is an asset because it will allow for further development \(203\)](#)
- 9.2% [I expect most of the undeveloped land will be developed soon \(173\)](#)
- 1.2% [Preservation of undeveloped land is not important to the future of Northeast Florida \(24\)](#)



29. Check all the statements that you agree with regarding air quality in Northeast Florida.

- 30.5% [Preservation of the health of water bodies is important to the future of Northeast Florida \(670\)](#)
- 23.7% [I consider one of more water bodies in the region to be at risk of environmental degradation \(520\)](#)
- 19.9% [I use water bodies in the region for boating, swimming or fishing \(437\)](#)
- 17.1% [I believe water quality is getting worse \(376\)](#)
- 6.0% [I believe that water quality is getting better \(133\)](#)
- 2.3% [The amount of pollutants in the regions water bodies does not affect the attractiveness of the region to new home buyers or businesses. \(51\)](#)
- 0.1% [Preservation of the health of water bodies is not important to the future of Northeast Florida \(4\)](#)

End of Survey Page 6

About Fairness

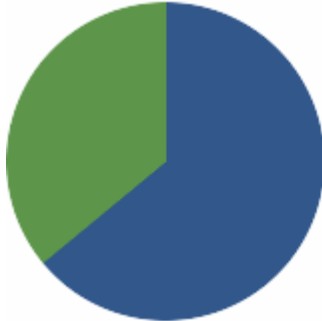
30. Check all the statements that you agree with regarding your community in relation to the rest of Northeast

Florida.



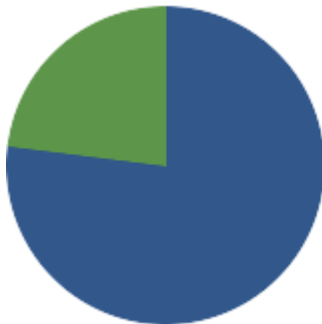
- 51.8% [If there are "haves" and "have nots" in our Region, my community is a "have". \(412\)](#)
- 22.2% [If there are "haves" and "have nots" in our Region, my community is a "have not". \(177\)](#)
- 15.7% [Projects that have negative impacts on a community are more likely to be sited in my community than elsewhere in the Region \(125\)](#)
- 10.0% [The most desirable development takes place in my community \(80\)](#)

31. Government services are provided adequately and fairly throughout the Region.



- 64.0% [I disagree \(434\)](#)
- 35.9% [I agree \(244\)](#)

32. I have access to the private businesses I need close to my community.



- 77.0% [I agree \(539\)](#)
- 23.0% [I disagree \(161\)](#)

33. The Region has adequate housing that I can afford located where I want to live.



- 70.2% [I agree \(495\)](#)
- 29.7% [I disagree \(210\)](#)

34. What things should be done in Northeast Florida to ensure that all of its citizens have fair access to the things that make it a good place to live or work?

You may browse freeform responses online or download the CSV.

[View Answers](#)

35. You may use this space to make any comments you wish to make regarding your ideas for the future of the Northeast Florida Region.

You may browse freeform responses online or download the CSV.

[View Answers](#)

36. You may use this space to make any comments you wish to make regarding the Visioning Process, especially how best to engage your community.

You may browse freeform responses online or download the CSV.

[View Answers](#)

End of Survey Page 7